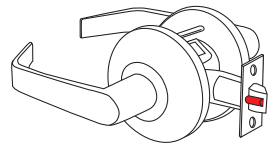


Electric Strike Selector


Cross Reference on Back!

What lockset do you have?

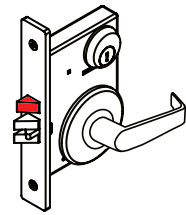
Cylindrical Lock



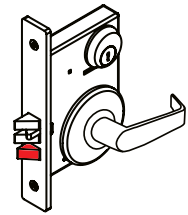
Mortise with a deadbolt



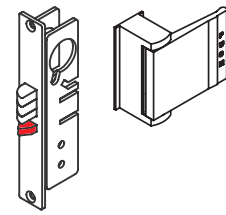
Mortise Lock



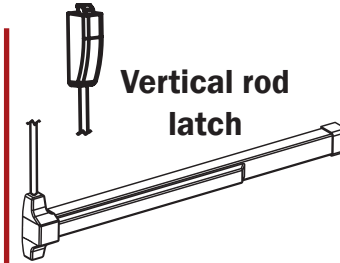
Mortise Lock



Dead Latch



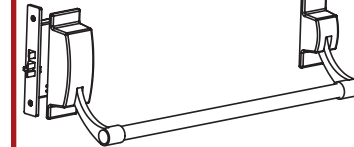
Vertical rod latch



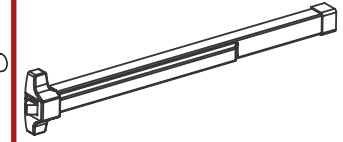
Dor-o-matic™



Mortise Exit Device



Rim Panic Exit Device



Your choice of electric strikes are:

A C F I J K L M N O

B

A F*

A C*

A ^ C N O

G

H

A F*

D E F

4100

A

Intertek
3 Hour Fire, 1034, & 294 rated

4100DBDL

B

SPECIALIZED SOLUTIONS
ELECTRIC STRIKE SERIES

Fire Rated Intertek

Independently operated latches

4200

C

294 & Burg. Rated Intertek

Removeable Fascia to match the frame.

ENHANCED 4850

D

Surface Mount Strikes

400CMRP

F

THE OUTDOOR SOLUTION FOR ELECTRIC STRIKES

3 Hour Fire, 1034, & 294 rated

3275VRP-LC

G

SPECIALIZED SOLUTIONS
ELECTRIC STRIKE SERIES

THE VERTICAL ROD LATCH SOLUTION

go to trineonline.com for compatible SVR's

3250SOM-LC STRIKE-O-MATIC™

H

THE DOR-O-MATIC™ SOLUTION!!!

323478F-LC 323478FX-LC

I

THE SMALLEST ELECTRIC STRIKE IN THE WORLD IS NOW FIRE RATED

234X-375 **234** **478X-375** **478** **258, 258RD** **458**

J **K** **L** **M** **N** **O**

Compatible Strike Plates

not recommended for use on uncovered exterior doors.

Compatible Door Frames

- Aluminum
- Hollow Metal
- Wood

Use the 4100RX for Raco® frames (covers the extra 1/4" gap in the frame)

- Aluminum
- Hollow Metal
- Wood

Best strike for allowing deadbolt privacy with an override.

- Aluminum
- Wood
- Hollow Metal

ONLY strike with Fascia Color Options -- Match the Fascia to your frame!

- Aluminum
- Hollow Metal
- Wood

For use with the Yale Squarebolt® or Corbin Russwin Securebolt™

NOTE
Use the **4801**

- Hollow Metal
- Wood

Great for Gates

F* for use on offset mortise locks in outdoor situations see 430/435 on pg 29

- Aluminum
- Hollow Metal
- Wood

2-3/4" WIDE PLATE. FITS IN TIGHT SPOTS IN THE HEADER

- Aluminum
- Hollow Metal
- Wood

- Aluminum
- Formed Sheet Metal
- Wood

- Formed Sheet Metal
- Wood

- Hollow Metal
- Wood

- Aluminum
- Formed Sheet Metal
- Wood

- Hollow Metal
- Wood

- Aluminum

- Aluminum

B

4100DB & 4100CDBM

(4 FACEPLATES) (8 FACEPLATES!)

NIGHT LATCH ONLY FUNCTIONALITY - FOR MORTISE LOCKS WITH DEADBOLTS

www.trineonline.com

C

4200CC-10B-32D

4-7/8" faceplates only, two color options included, best pricing option in the 4200 series.

4200CC7-10B-32D

4-7/8" & 6-7/8" faceplates, two color options included.

Formed Sheet Metal

Frame Images

Hollow Metal Frame

Aluminum

Wood

Use 2" long mounting screws.

**EXAMPLE: PRE-FINISHED FRAMES LIKE TIMELY®, REDI-RACO®, FRAMEWORKS TYPE-II® WITH SNAP-ON TRIMS.

trineonline.com

203-730-1756

Dial 0 for customer service
Dial 447 for technical

CONVERTING TO ►



**HES 1006, 1500,
1006CS, OR 4500**

**TRINE
4100**

**HES 9400 OR
9600**

**TRINE
4850**

**HES 9500 OR
9600**

**TRINE
4800F**

**HES
5000 SERIES**

**TRINE
4200**

**JUST NEED THE SMALLEST
ELECTRIC STRIKE IN THE WORLD**

**TRINE
323478LC**

Cross Reference Chart for Premium Electric Strikes

TRINE	Adams Rite	Folger Adam	H.E.S.	RCI	Von Duprin
4100	----	----	4500, 1500 1006CLB ^Φ	----	6400 ^Φ 6211/6211WF ^Φ
4100DB	----	----	1600/CDB, 1006/CDB*	2164	6400
4100CDBM	----	712/712-75/732 732-75/642CYL ^Φ	1600CS	----	----
4100DBDL	----	----	----	----	----
4200	7100 7400	----	5000C	4200 w/ 4 faceplates S/L65U	4200 5100
4200CC	----	----	5000C	----	----
4850	----	----	9400 ^Δ , 9600	0563	----
4800F	----	----	9500, 9600	0162/0162F	6300
4801	----	----	9700	----	----
EN400	7200	712/712-75/732 732-75/642CYL	1006J/7501	2114/F4114*	6211/6211WF
EN800**	74R1	310-4	7000-783S**	0161	6112
EN850**	74R2	310-4	7000-789S**	----	----
EN950	----	310-2	7505	----	6215/6226
EN960	----	310-2 3/4	----	----	6214/6224
3478F	7200	----	----	F4114	----
323478LC	----	----	----	----	----
323478F-LC	----	----	----	----	----
234 [∂]	----	----	----	----	----
258‡ [∂]	----	----	----	----	----
458 ^Ω [∂]	----	----	----	----	----
478‡ [∂]	7400+	----	5000/5200+501	L6514+	----
3250SOM-LC	----	----	----	----	----
3275VRP-LC	----	----	----	----	----

+ Strike has 1-1/16" backset vs. 1" backset for 3000 Series.
 Ω Requires 80% less cutting of frame. Fills the frame preparation of the Adams Rite MS Locks without the need To relocate tabs for 6 5/8" or 6 7/8" electric strikes.
 ‡ Requires 60% less frame face cutting other than models listed.
 Δ 9400 backplate means it can only handle up to a 1/2" throw – The 4850 can take up to a 1" throw.
 * UL 90 Minute Fire Rated
 ** All Stainless Steel construction, not fire rated.
 Φ Not a shallow (1 3/8") backset – cannot be used in 2" fire rated frames with 1/2" sheetrock ingress
 ∂ Number is for the Faceplate – use with a 3012, 3024, 30LC, or 30RS Mechanism, see pg 34 for more details.

NOTE: There may be variations in physical size or electrical characteristics between manufacturers. Information in the above chart based on manufacturers' catalogs and reference should be made to manufacturer's catalog for complete detail comparisons.